



**ABE**

**E Q U I P M E N T**

**PRODUCT CATALOG**

**(402) 475-2337 | [ABEEQUIPMENT.COM](http://ABEEQUIPMENT.COM) | [INFO@ABEEQUIPMENT.COM](mailto:INFO@ABEEQUIPMENT.COM)**

## YOUR CRAFT, OUR PASSION

ABE Equipment is proud to provide the most reliable equipment designed and assembled in the USA. Since 2011, ABE has been the leading beverage equipment manufacturer and is a division of an international company with over 30 years of rich history. We merge our creative engineering expertise and quality materials to develop custom equipment to fit your business needs and preferences.

At ABE, we provide our clients the opportunity for success by developing lasting partnerships. We are fully invested in your business's growth from the initial start-up to your equipment's ongoing maintenance. You can always count on us to provide the equipment, services, and expertise you need to succeed.

Each piece of our equipment, whether it is a brewhouse, craft still, canning line, or filling machine, is creatively and intentionally designed to help you achieve your goals and amplify the performance of your business.

**Welcome to ABE Equipment, a better approach to beverages.**



BEER 🍷 SPIRITS 🍷 COFFEE 🍷 CIDER 🍷 KOMBUCHA 🍷 WINE 🍷 SELTZER 🍷 SODA

# CANNING LINES



## PROVIDING YOU DEPENDABLE SOLUTIONS

Your filling and packaging needs are unique. Our innovative and dependable equipment solutions are flexible and practical. We keep quality first at all times by following GMP, utilizing our own on-campus fabrication shop, and investing in the most talented employees in the Midwest to design, build, and assemble your equipment.

**CraftCan Series: Up to 15-35 CPM** ABE's OG canning line, perfect for small craft beverage producers, with a small footprint and affordable price.

**CraftCan Duo Series: Up to 45-90 CPM** Versatile canning at its best. Utilize dual lanes for 90 CPM throughput or diversify your offerings by filling on each lane separately.

**CraftCan ISO Series: Up to 40 CPM** Your counter pressure solution for packaging high volume CO<sub>2</sub> beverages with confidence.

**CraftCan Go: Up to 15 CPM Atmospheric or 8 CPM Counter Pressure** Compact & single-user friendly. Easily switch between atmospheric and counter-pressure filling for ultimate flexibility.

Our Canning Lines Offer:

- Simple changeover for a variety of cans
- Reliable fill technology with low DO pickup
- Patented Servo Seamer with bad seam reject gate
- Nitrogen dosing available for a variety of beverages
- Upgradable to meet the demands of your growing business
- Complete solutions from start to finish

Watch our CraftCan product videos online:



# BREWHOUSES




## CULTIVATING YOUR SUCCESS

At ABE Equipment, we do more than sell equipment: we provide real people with real opportunities and a proven formula for success. Our consultative team is at your service from the beginning through one-on-one consulting on the best brewhouse for your needs, start-up training, and support. Above all, our purpose is to guide your company to growth and prosperity.

ABE's Customizable Brewhouses Feature:

- 3bbl-60bbl brewhouse options for craft beer, craft spirits, coffee, tea, seltzer and kombucha
- Steam, direct fire, and innovative indirect electric options are available
- Full-auto and semi-auto options
- Built using SEW Motors, 304 stainless steel and hard plumbed
- Each brewhouse comes standard with auto rake/plow system
- Turnkey solutions to fit your needs, space, and budget

Read more on ABE's coffee, tea, and mash houses:





# CRAFT STILLS

## INNOVATION FOR ALL INDUSTRIES

Here at ABE, we understand that time is money. We've developed a comprehensive line of user-friendly distillation equipment and support equipment that flat-out gets the job done. Whether you're looking for a hybrid still, pot still, pilot still, mash house, or batch stills for sale, our distillation units can be customized to do it all.

ABE's Custom-Built Craft Still Options Include:

- 50gal – 1,000gal stills customized to craft your spirits
- 3bbl – 60bbl mash house options available
- UL compliant design and controls putting your safety first

Micro Distillery Equipment Space-Saving Options:

- Equipment options to choose from: Pilot Still, Pilot Still Skid and Pilot Mash House Skid
- Less than 500 square feet required
- Premium components on all equipment
- Multiple configurations possible

Check out ABE's Patriot Micro Distillery:



# BOTTLE FILLERS



## GROW YOUR STRENGTHS

Your beverage business is a significant investment, and we understand the time, work, dedication, and resources you have put into it. That's why our team of experts is here to provide decades of insight and support as you grow your business. Turn to ABE's tried and true bottling lines to package your craft beer, spirits, soda, kombucha, wine, tea, cider, and more.

**Patriot Fill Station:** Semi-automatic filling for craft spirits, wine or other products in various bottle materials.

**TruPatriot Series:** Automatic inline bottling machine for still non-carbonated products with various bottle and capping options.

**Triumph Series:** Rotary bottling for still or carbonated beverages in PET bottles, up to 80 BPM, with simple bottle size changeover.

View product spec sheets, videos, and more online:





# KEG WASHERS


## SAVE TIME AND MONEY

At ABE, offering high-quality products and superior customer support is the baseline. Our team is committed to customizing equipment to fit your style and space and offers top-notch innovation at a fair price. If you don't have a KegCommander, you're missing out. This workhorse is the unsung hero of your production facility.

ABE's KegCommander:

- Empties, cleans, sanitizes, and purges up to 34 kegs per hour, without supervision
- Dual-head system, compatible with most standard couplings
- HMI touchscreen with 21 adjustable cleaning cycle steps
- Durable machine constructed of 304 stainless steel
- Separate heated liquid holding tanks ensure thorough cleaning

See how the  
KegCommander works to  
save you time and labor:



# TANKS & MORE



## COMPLETE SOLUTIONS TO GROW YOUR BUSINESS

Leave the details to ABE. We ensure your craft beverage equipment needs are covered from start to finish when you partner with us. The majority of our turnkey solutions are designed and assembled by our support staff, so you'll know that your equipment will flow perfectly for simple and optimal beverage production.

ABE's Cellar Tanks & Controls:

- 1bbl – 250bbl cellar tanks custom-built for your space and needs
- Cellar controls with options for data logging
- Industry-leading 5-year guarantee on metal and welds

ABE's Portable Clean in Place Cart:

- Dual 40gal reservoirs with individual heating elements
- Independent reservoir temperature controls
- Sight tubes on each reservoir for easy water/chemical measurements
- A complete CIP system on a mobile cart

Check out our grain handling, water treatment, and more:






# CANNING LINES




CRAFTCAN DUO45



CRAFTCAN DUO90




CRAFTCAN15




CRAFTCAN35



CRAFTCAN GO



CRAFTCAN ISO16



CRAFTCAN ISO40



BREWPILOT



2 VESSEL BREWHOUSE



COFFEE BREWHOUSE



FERMENTATION TANKS



BRITE TANKS



HOT & COLD LIQUOR TANKS

# CRAFT STILLS




MASH SKID




PATRIOT CRAFT STILL



PILOT STILL & SPIRIT SAFE




TRIUMPH ROTARY BOTTLE FILLER



PATRIOT FILL STATION




PILOT STILL SKID




TRUPATRIOT BOTTLE FILLER

# PRODUCTION




GRAIN MILL




GRIST HOPPER



SPRING WATER TREATMENT



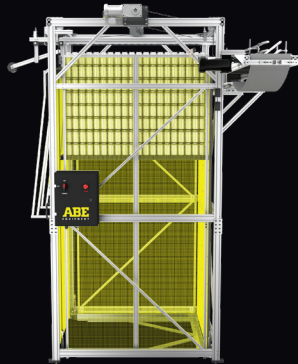
LABELMAX35



LABELMAX90




CIP CART



YELLOWJACKET DEPALLETER



Z-RINSE



TWIST RINSE



VC WATER DISTILLERS




KEGCOMMANDER



SMARTSHOT15



WATCHDOG TANK MONITOR



PACKOFF TABLE

# PACKAGING & MORE

## THE BUSINESS PARTNER YOU DESERVE

ABE's foundation was built on the success of our parent company, Norland International. For over 30 years, Norland International has meticulously established a reputation as a leading supplier of turnkey beverage equipment, components, and support services worldwide. ABE encompasses our commitment to ever-changing markets and to providing complete beverage equipment solutions.

Located in Lincoln, Nebraska, ABE's campus consists of 140,000 square feet of facilities dedicated to fabrication, production, warehouse, and a support staff of 135 employees. From degreed engineers to customer service representatives, our customers trust us with their investment to start or expand their businesses.

In 2020 ABE changed its name from American Beer Equipment to ABE Beverage Equipment to better reflect its all-encompassing lineup of beverage equipment solutions for nearly every beverage market. In 2022, we dropped the "Beverage" to further reflect our adaptability to other markets outside of the beverage industry.

You deserve nothing less than an expert to partner with on your business ventures. Look to ABE Equipment as your resource for unparalleled years of industry experience, knowledge, and expertise.



# **ABE**

**E Q U I P M E N T**

Located in Lincoln, Nebraska, ABE Equipment provides complete beverage equipment solutions for a variety of industries including Craft Beer, Craft Spirits, Kombucha, Craft Ciders, Cold Brew Coffee, Seltzer, CBD Infused Beverages, Craft Soda, Wine, and more. Your equipment is designed and assembled with excellent craftsmanship and is backed with the best service in the industry. Call or request a quote for a custom solution to fit your unique needs.

## **FOLLOW US ON SOCIAL MEDIA**



2001 SW 6TH STREET  
LINCOLN, NEBRASKA 68522 USA  
(402) 475-2337 | [INFO@ABEEQUIPMENT.COM](mailto:INFO@ABEEQUIPMENT.COM)  
[WWW.ABEEQUIPMENT.COM](http://WWW.ABEEQUIPMENT.COM)